

### 30 Grevillea Crescent Berkeley Vale NSW

6 2 4


Bathed in sunshine, this expansive property is set on a corner block in a quiet location, just 500m to the foreshore cycle path and 150m to Myrtle Brush Park.

With separate entries, the upstairs accommodation provides four bedrooms with built in robes and an open plan living, kitchen and dining area that opens to the front deck. Downstairs is the perfect self-contained in-law accommodation or extra income potential with a spacious living/dining area and two bedrooms, the master with a walk-in robe.

- \* Upstairs 4 bedrooms
- \* Bathroom with separate WC

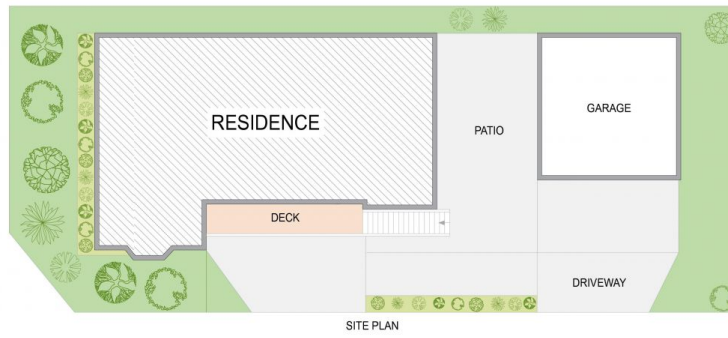
[For full version visit the website](https://www.changeproperty.com.au)

**Type** : House  
**Price** : \$ 910,000  
**Land Size** : 518.5 sqm  
**View** : <https://www.changeproperty.com.au/sale/nsw/central-coast-region/berkeley-vale/residential/house/8550445>

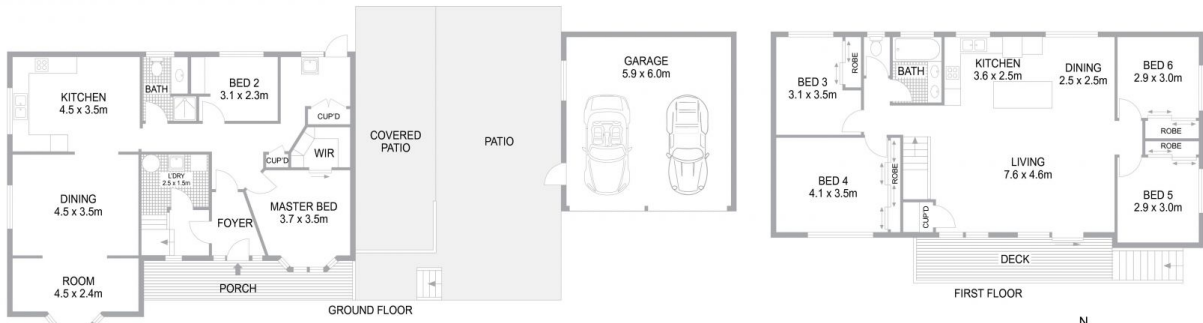


**Damian Rutherford**  
02 4369 2222

30 Grevillea Crescent, Berkeley Vale NSW 2261



SITE PLAN



INTERNAL FLOOR AREA 203m<sup>2</sup>  
LAND SIZE 518m<sup>2</sup>

Indicative only. All dimensions and element positions are approximate. Information on this plan comes from sources we believe to be accurate, but its accuracy is not guaranteed. Interested parties should make and rely on their own inquiries



georgebrand